

# Primary lithium-thionyl chloride(Li-SOCl<sub>2</sub>) ER17335M

## Electrical Characteristics

Typical values relative to cells stored for one year or less at + 25°C max.

**Nominal Voltage** **3.6V**

### Nominal Capacity

At 5mA, +23°C, 2.0V cut-off. The capacity restored by the cell varies according to current drain, temperature and cut-off. The cut-off voltage below 2.0V, consult GREEN ENERGY.

**1700mAh**

### Max. Recommended Continuous Current

At 500mA, +23°C, 2.0V cut-off. The capacity was 50% of nominal capacity.

**500mA**

### Max. Pulse Current

1000mA/0.1second pulses, drained every 2min at +23°C from undischarged cells with 10uA base current, yield voltage readings above 3.0V. The readings may vary according to the pulse characteristics, the temperature, and the cell's previous history. Fitting the cell with a capacitor may be recommended in severe conditions. Consult GREEN ENERGY.

**1000mA**

### Storage ( Recommended )

**+20°C ~ +25°C**

### Operating Temperature Range

Operation above ambient temperature may lead to reduced capacity and lower voltage readings at the beginning of pulses.

**-55°C ~ +85°C**

### Diameter

**Max. 17.5mm**

### Height

**Max. 34mm**

### Typical Weight

**Approx. 20g**

### Li Metal Content

**Approx. 0.51g**



**2/3A-size spiral cell**

## Key Features

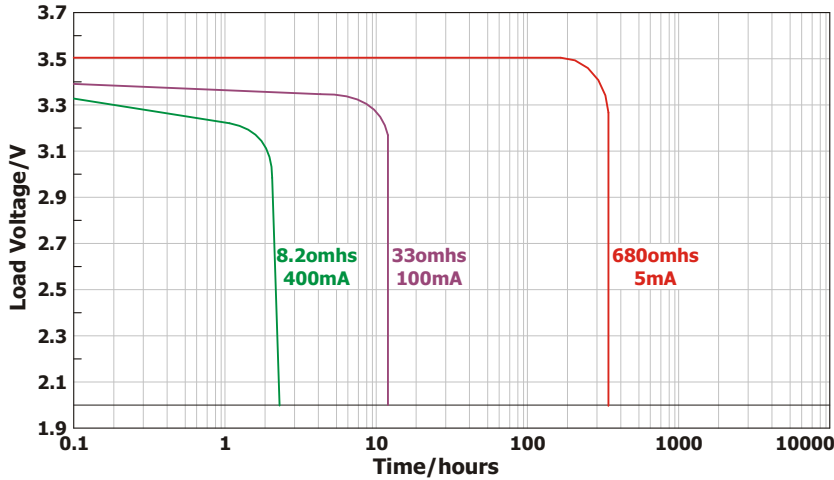
- High and stable operating voltage
- Low self-discharge rate ( less than 2% after 1 year of storage at +20°C )
- Wide operating temperature range ( -55°C ~ +85°C )/( -67°F ~ +185°F )
- Stainless steel container and cap
- Hermetic glass-to-metal sealing
- Non-restricted for transport

## Main Applications

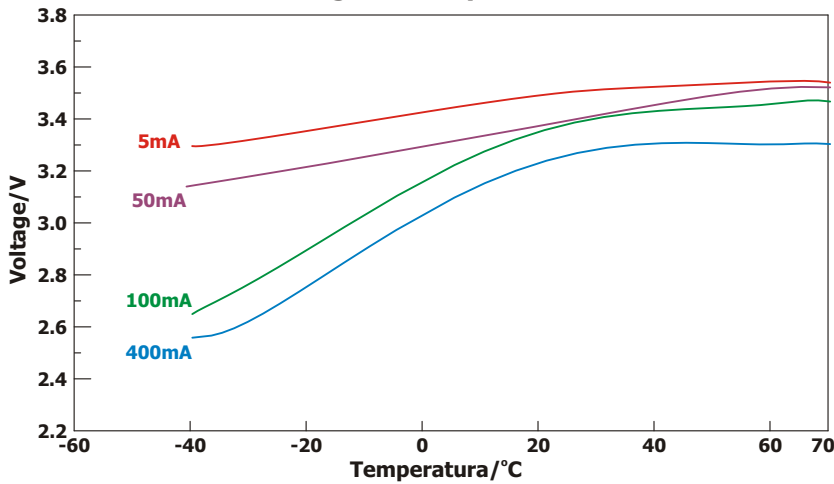
- Radiocommunication and other military applications
- Alarms and security systems
- Beacons and emergency location transmitters
- GPS
- Metering systems
- Tracking systems
- GSM communication

## Performance

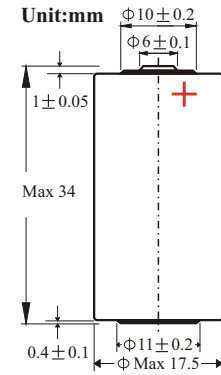
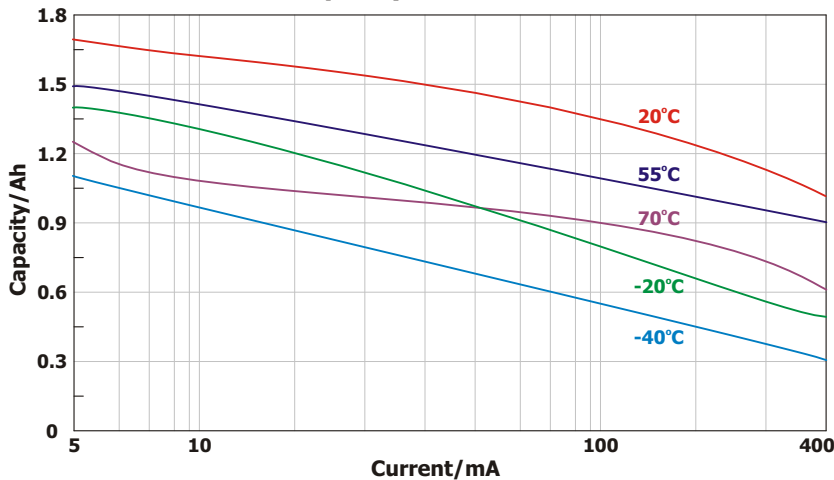
Typical discharge characteristic at 23°C



Voltage vs Temperature



Capacity vs Current



## Available Terminations

- Tag1 ( radial tabs )
- 2P, 3P, 3P-RP, 3P-S, 3P-S-RP ( radial pins )
- AX ( axial leads )
- Connector, Flying Leads...etc.

## Warnings

- Fire, explosion and burn hazard.
- Do not recharge, short circuit, crush, disassemble, heat above 100°C (212°F), incinerate, or expose contents to water.
- Do not solder directly to the cell (use tabbed cell versions instead).
- Do not overdischarge, end voltage is 2.0V.

## Storage

- The storage area should be clean, cool ( preferably not exceeding +25°C ), dry and ventilated.